

SKB B...C1000L5B



Miniature Bridge Rectifiers

SKB B...C1000L5B

Features

- Compact plastic package with in-line terminals
- High blocking voltage

Typical Applications

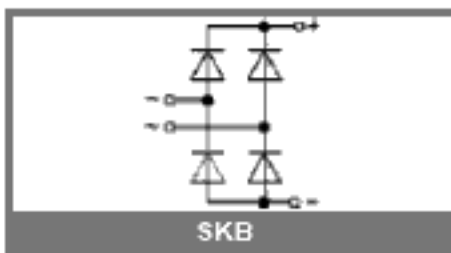
- Internal power supplies for electronic equipment
- DC power supplies
- Control equipment
- TV sets
- Recommended snubber network:
RC: 10 nF, 20...50 Ω ($P_R = 1$ W)

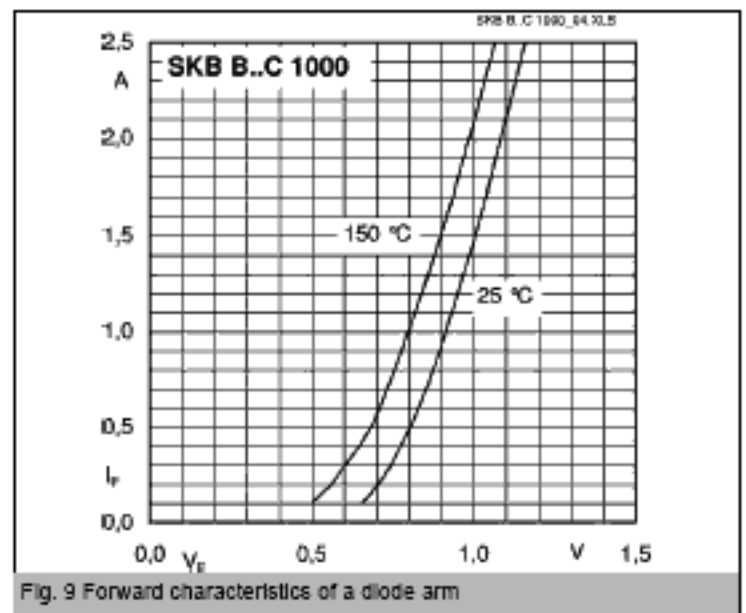
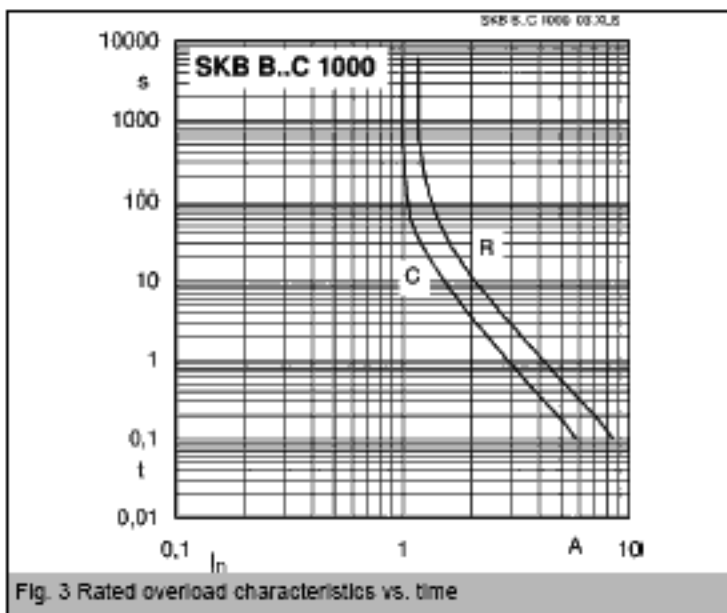
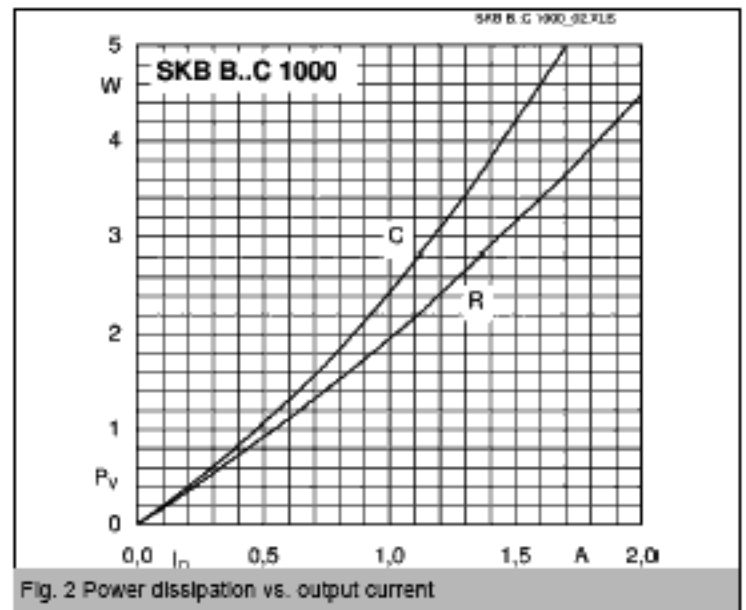
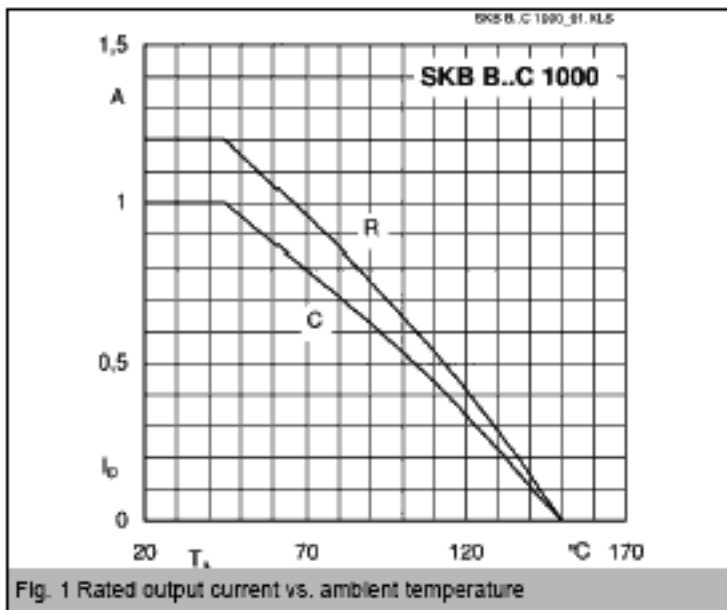
1) Freely suspended or mounted on an insulator

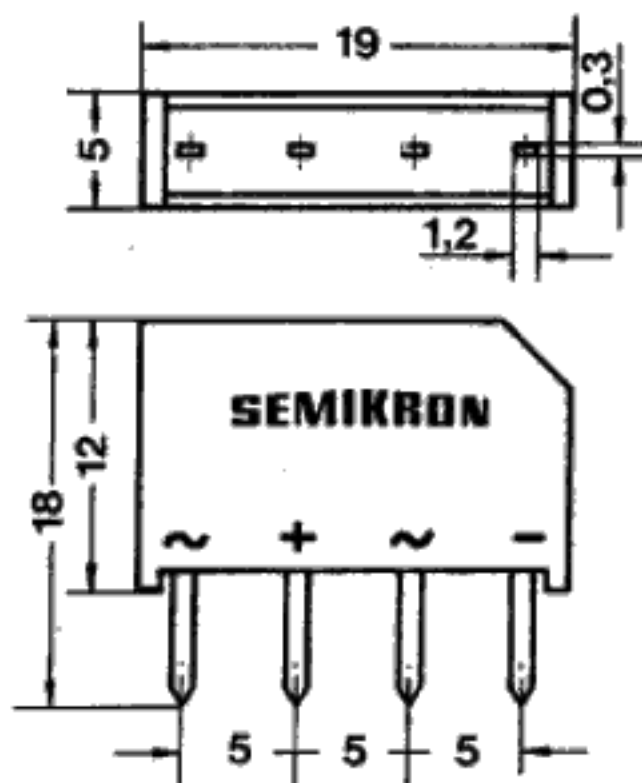
2) Mounted on a painted metal sheet of min. 260 x 260 x 1 mm

V_{RSM}, V_{RRM} V	V_{VRMS} V	$I_D = 1,8$ A ($T_a = 45$ °C) Types	C_{max} μF	R_{th} Ω
120	40	SKB B40C1000L5B	6000	0,6
400	125	SKB B80C1000L5B	1600	1,5
800	250	SKB B250C1000L5B	800	3
1000	380	SKB B380C1000L5B	600	4,6
1200	600	SKB B500C1000L5B	400	6

Symbol	Conditions	Values	Units
I_D	$T_a = 45$ °C, isolated ¹⁾	1,2	A
	$T_a = 45$ °C, chassis ²⁾	1,8	A
I_{DCL}	$T_a = 45$ °C, isolated ¹⁾	1	A
	$T_a = 45$ °C, chassis ²⁾	1,5	A
I_{FSM}	$T_{vj} = 25$ °C, 10 ms	68	A
	$T_{vj} = 150$ °C, 10 ms	60	A
P_t	$T_{vj} = 25$ °C, 8,3 ... 10 ms	17	A ² s
	$T_{vj} = 150$ °C, 8,3 ... 10 ms	12,6	A ² s
V_F	$T_{vj} = 25$ °C, $I_F = 10$ A	max. 1,65	V
$V_{(TO)}$	$T_{vj} = 150$ °C	0,86	V
r_T	$T_{vj} = 150$ °C	100	mΩ
I_{RD}	$T_{vj} = 25$ °C, $V_{RD} = V_{RRM} = 120$ V	20	μA
	$T_{vj} = 25$ °C, $V_{RD} = V_{RRM} \geq 400$ V	6	μA
I_{RD}	$T_{vj} = 150$ °C, $V_{RD} = V_{RRM} = 120$ V	1	mA
	$T_{vj} = 150$ °C, $V_{RD} = V_{RRM} \geq 400$ V	0,6	mA
t_w	$T_{vj} = 25$ °C	10	μs
f_G		2000	Hz
$R_{th(j-a)}$	isolated ¹⁾	42	K/W
	chassis ²⁾	27	K/W
T_{vj}		- 40 ... + 150	°C
T_{stg}		- 65 ... + 150	°C
m		2	g
Fu		1,5	A
Case		G 2	







Case G 2

This technical information specifies semiconductor devices but promises no characteristics. No warranty or guarantee expressed or implied is made regarding delivery, performance or suitability.